

NEW



SURFACE DOOR CLOSERS

Introduction :

Häfele introduces two *new models* to its range of *Door Closers* from the Startec Series!








These new door closers come in feature-advanced designs for extreme reliability and are manufactured using high quality *Aluminium* for exceptional durability. They provide a wide variety of functions and are tested for 500,000 cycles ensuring long operational performance. These door closers are suitable for wooden and metal doors with options available for standard arm and hold open arm (with an opening angle of 90°). The door closers can be either installed on the door or the door frame, as per the desired application.

This product communication takes you through the following details:

Features & Benefits	Page 3
Product Specifications & Installation Details	Pages 4 - 5
Ordering Information & Packaging	Page 6

For any further information about the above mentioned products you can refer to the contact details on the last page.

FEATURES & BENEFITS:

<i>Features:</i>	<i>ICON:</i>	<i>Benefits:</i>
1. <i>Quality</i> (EN Standard 1154:1997)		The Startec door closers are manufactured as per EN Standard 1154:1997 assuring a high level of quality in operation.
2. <i>For Wide Doors</i> (up to 1100 mm)		The new Door Closers allow the possibility of wide door applications
3. <i>Adjustments</i>		The Door closers come with an adjustable closing and latching speed
4. <i>Durability</i> (tested to 500,000 cycles)		The Door closers are tested as per the EN standard Grade 8 for 500,000 cycles
5. <i>Flexibility in Installation</i>		These door closers provide flexibility in installation – they can be mounted on the door as well as on the frame structure
6. <i>Application</i>		The Door closers can be installed on metal as well as wooden doors.
7. <i>Warranty</i> (one year)		The new Startec door closers come with a one-year Warranty against faulty manufacturing and operational defects

PRODUCT DETAILS



499.30.002

DIY 78 Surface Mounted Door Close (without hold open - standard arm)

499.30.003

DIY 78 Surface Mounted Door Close (with hold open -at 90°)

SPECIFICATIONS:

- Area of application: Wooden or Metal-framed Doors
- Versions: Standard arm (499.30.002) & Hold open arm (499.30.003)
- Finish: Aluminium
- Adjustment facility: Closing speed and latching action are adjustable
- Installation: Suitable for standard installation in door and overhead installation in frame
- Closing force: 2/3/4 Positions
- Door width: Up to 1,100 mm
- Door weight: Up to 80 kg
- Hold open angle: 90 ° (applicable for 499.30.003)
- Mounting: For DIN left hand and DIN right hand use
- Standard: In compliance with EN 1154:1996/A1:2002

INSTALLATION DETAILS

